

# Course Inventory

## New Course Proposal

Effective Term for  
Changes:

Submitting Campus

College

Department

Subject Code




Course Number




Academic Level




*Short Titles have a 30 character limit, this includes spaces, and must be in all caps. Short titles are what will appear on the Section Schedule and Student Transcripts.*

Short Title

30 characters remaining

Long Title




- See the ARP 4.23 – Credit Hour Calculation for determining the appropriate credit hours for your class and appropriate meeting amount.
- All courses should have an amount in the "Credits" box, this is what the students will be awarded and charged.
- The "Lecture" Box should be used when the course does not have a lab at all or the lab is embedded
- The "Lab/Practicum" box should be used when the course has a lab component

Credits




Lecture

Lab/Practicum

CIP Code




[Find...](#)

## Restrictions that Impact Registration

Repeatable


Yes  No

Consent of

Yes  No

Instructor



Required?

Prerequisite:  



Corequisite  



Pre or

Corequisite:  



Campus Restrictions  

- Alamogordo
- Carlsbad
- Dona Ana
- Grants
- Main Campus
- NMSU-Online

Major and Program Restrictions  

Major and Program Restrictions	
<input type="text"/>	

Restricted to  10 - Spring  20 - Summer

Term    40 - Fall

Small Class Code

Crosslisting:   [Add...](#)

Default Grade

Mode

## Published Schedule and Catalog Information

---














Approved for  Yes  No



Subtitle?

Course Description for Catalog:

*Student Learning Outcomes are required for all NMSU courses. Outcomes should be separated in a numerical list and there is no limit to the number of outcomes that can be added. If you have sublist within one outcome, keep these items together in one "Outcome" box separated by semi colons.*

The Student  
Learning Outcomes  
for this course are:



	Learning Goals(as many as needed)	
1	<div style="border: 1px solid red; height: 40px;"></div>	
2	<div style="border: 1px solid red; height: 40px;"></div>	
3	<div style="border: 1px solid red; height: 40px;"></div>	
4	<div style="border: 1px solid red; height: 40px;"></div>	
5	<div style="border: 1px solid red; height: 40px;"></div>	
6	<div style="border: 1px solid red; height: 40px;"></div>	
7	<div style="border: 1px solid red; height: 40px;"></div>	
8	<div style="border: 1px solid red; height: 40px;"></div>	
9	<div style="border: 1px solid red; height: 40px;"></div>	
10	<div style="border: 1px solid red; height: 40px;"></div>	
11	<div style="border: 1px solid red; height: 40px;"></div>	
12	<div style="border: 1px solid red; height: 40px;"></div>	

	Learning Goals	
13	<div style="border: 1px solid red; height: 40px;"></div>	

Are you submitting  Yes  No

for GE or VWW

Approval?

Attach Syllabus  

Uploaded Files:

Files To Be Uploaded:

*Please provide a through justification for your CIM Courses submission. This will assist the approving bodies during the electronic workflow process. This will also help for State Submissions as HED asks for robust justification for unique Common Course Numbering submissions.*

Justification

*The State Approval field, is only for the Student Records Office and the General Education Course Certification Committee Chair. They will be uploading the information from HED for Common Course Numbering and General Education Submissions.*

State Approval

Uploaded Files:

Files To Be Uploaded: